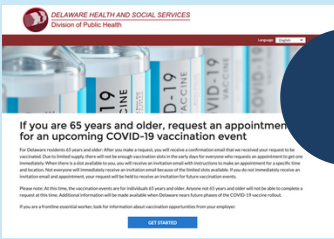




OVERVIEW OF COVID-19 VACCINE VAMS REGISTRATION PROCESS

This request and appointment system is **only** for state-operated or coordinated events. Pharmacies, medical providers and others have their own appointment processes.

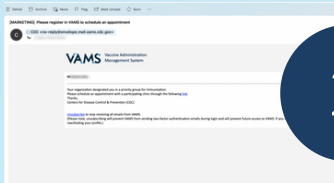


1

Make a vaccination event request (Delawareans 65+ only.)

Visit vaccinerequest.delaware.gov to submit your vaccination request. Fill out the COVID-19 vaccination event request for appointment form.

Note: Those who request an appointment but do not immediately receive an invitation email will be on the waiting list for future vaccine events.



2

When vaccine becomes available, look for an invitation email.

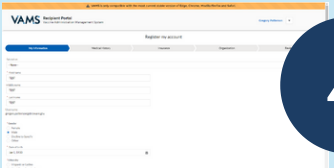
Please check your spam folder for the invitation email and click the link included. Selection is based on risk factors and appointment availability. The email may come from no-reply@mail.vams.cdc.gov.



3

Create and verify a password.

You will be asked to create and two-factor authenticate a password that meets a list of minimum requirements, agree to the terms box and click "Create Account".



4

Fill out and review information to register your account.

After creating your account and filling in your personal information which includes "My Information", "Medical History", "Insurance", and "Organization." Click "I have reviewed and confirmed that the data above is correct." to agree.

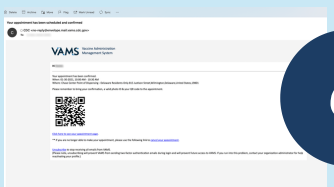


5

Schedule your vaccination appointment.

After registering for an account, click the "Schedule vaccination appointment" button and pick the time and date convenient for you.

Note: vaccine events are typically held in locations without bathroom access, please plan accordingly.



6

Watch for confirmation emails.

You will receive one email when you make the appointment, and a second email the day before or day of your appointment with a link to the Pre-vaccination Questionnaire and fact sheets about the vaccine.